

Where to Use	Ledges, eaves, angle irons, I-Beams and most "L" shaped ledges where total exclusion is the goal.
Target Bird	All species including Swallows
Bird Pressure	All pressure levels (see pg. 6 for details)
Material	UV stabilized polycarbonate
Installation	Base is glued or screwed to any surface
Installation Level	Easy



1



2



3

1) BirdSlide bird-proofs a protected ledge on a home. It's easy to install and very hard to detect in this application. 2) Extra-wide ledges, like in this parking structure, can be protected with BirdSlide and an extension which is screwed to the base unit. 3) At this gas station the BirdSlide is neatly installed and painted to match the building; it ends up looking like it's a part of the building.

When Total Exclusion is a Must

As most bird control experts know, there are ledges where heavy pressure (nesting birds) demands an exclusion system, and netting may be visually unacceptable. BirdSlide completely protects the ledge against all bird species; they simply can't get a grip and "slide" right off the ledge.

Designed to Disappear

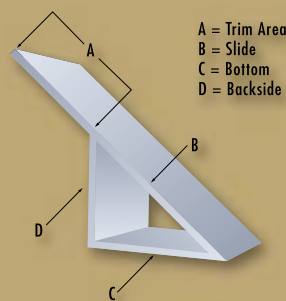
When color matched to the structure, BirdSlide usually looks like it's a part of the building. It comes in gray or beige, but can be painted to match any color.

Easy to Install


For ledges six inches, the flat base simply glues to any clean surface using Bird Barrier bond. For narrow ledges the "fin" can be trimmed down; for wider ledges an extension can be added (see diagrams on opposite page). BirdSlide can be screwed to wood.

Long-Lasting

Made from UV stabilized polycarbonate, this product will be in service far longer than its five-year warranty.

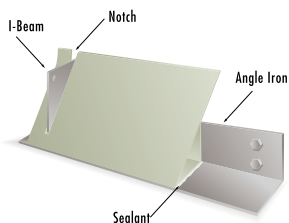


BirdSlide sits on the base (C). The extension (A) can be trimmed to accommodate narrow ledges and beams. End Caps slide (see right) slide into the triangular base opening.




Color-matched end-caps enable the applicator to install a seamless, attractive solution. The tube slides snugly into the triangular base opening. Simply glue them in and you're done (sold in a pack of 5 right and 5 left end caps).

Protect different width ledges by configuring BirdSlide as shown here:




Steel Beams

Install as shown, BirdSlide can be notched for vertical obstacles.




Ledges 3" to 6" Wide

Cut the trim area at the appropriate width.



6" Ledges

Use BirdSlide exactly as it comes out of the box.



Ledges Wider than 6"

Attach these special extensions for even wider coverage.

BirdSlide is an excellent solution for Cliff & Barn Swallows.



Cliff and Barn Swallows

Predominantly in the Southwest, these protected birds migrate up from the south and hit Southern California in March. The rest of the west is impacted in the following months.

These birds build messy mud nests in the angles under the eaves of homes and commercial buildings. BirdSlide can be mounted upside down to block the angle, and is virtually invisible if properly installed.

This is a great business opportunity for companies with lots of residential accounts.

BirdSlide is sold by the fifty-foot case.

Each case contains 13 four-foot sections.

End caps are sold in sets of five, extensions are sold in fifty-foot cases like the BirdSlide itself.

Pricing

BirdSlide Beige (50 feet)	SL-B00/639848
BirdSlide Gray (50 feet)	SL-G00/639846
BirdSlide Sm. End-Caps Beige (5)	SL-B10/639870
BirdSlide Sm. End-Caps Gray (5)	SL-G10/638206
BirdSlide Lg. End-Caps Beige (5)	SL-B15/635331
BirdSlide Lg. End-Caps Gray (5)	SL-G15/674221
BirdSlide Extensions Beige 50ft.	SL-B20/674212
BirdSlide Extensions Gray 50ft.	SL-G20/645201



BirdSlide Mounting Clip

Used to support BirdSlide when it is installed in the eaves to deter mud nests. Can also be used to secure the top edge to the structure when BirdSlide is installed on a ledge.

BirdSlide Mounting Clip (100)

SL-SC00/674218



WARNING

Installing BirdSlide upside down for swallows can be challenging. Buildings are irregular and gravity is the enemy. Please contact our technical specialists before attempting a swallow job.

BirdSlide is available in beige and gray and can be painted to match any color.



Bird Barrier Bond can be used to glue down BirdSlide to clean surfaces.

Application Guidelines:
10.2 oz. bond installs 25 ft.

Bond 10.2 oz. Cartridge

HA-BB03/655506



*See p. 36 for Bond usage guidelines

» Parking Lot Saves Money on Paint Jobs



» Project: Downtown parking structure **» Species:** Pigeons and sparrows **» Problem:** Bird droppings, nesting materials and eggs fell regularly onto customers' cars.

Impact: The management pressure washed several times per week and regularly paid to have customer's cars washed. They even paid for a Mercedes to be re-painted at a cost of more than \$8,000.

Solution: BirdSlide was installed on all the ledges in the garage. Hundreds of pigeons and sparrows suddenly found themselves homeless, and the management saved thousands of dollars per year. ★★★★★

