


Bird-Coil®

Patent 4,841,914

Where to Use	Long, exposed ledges, parapets, signs, beams, pipes, etc.
Target Bird	Pigeon or larger
Bird Pressure	Light–Medium (see pg. 6 for details)
Material	Stainless steel
Installation Level	Easy



Almost Invisible

When seen from a distance of twenty feet or more Bird Coil virtually disappears, and from fifty feet it's invisible.

How It Works

Based on the simple premise that birds like a solid landing platform, Bird Coil de-stabilizes the ledge, causing unwanted pigeons and gulls to take their mess elsewhere.

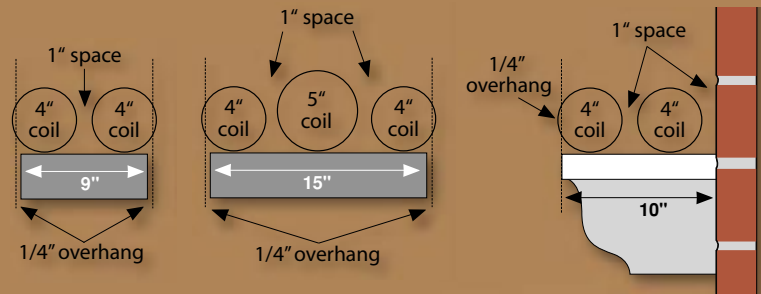
Totally Humane

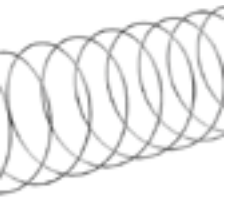
Bird Coil's smooth curves are completely harmless to both birds and unsuspecting workers needing access to ledges.

How to Install Bird Coil

Bird Coil can be attached to any substrate using adhesive and our special coil clips. Install one clip per foot with Bird Barrier Bond or the appropriate screw and clip it in place. It's fast, easy and very secure.

Four and five inch Bird Coils (with spaces between and overhangs at the edge) can effectively protect any width ledge.

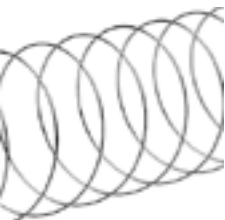




Four-Inch Bird Coil

Ideal for rooftop perimeters and building ledges, the four-inch stainless steel Bird Coil expands to 25 foot length. Installation hardware sold separately.

4" Coil (25 ft.) CO-4000/632011



Five-Inch Bird Coil

Ideal for wider ledges and larger birds like gulls, the five-inch stainless steel Bird Coil expands to 25 foot length. Installation hardware sold separately.

5" Coil (25 ft.) CO-5000/634500



Coil End Posts

The base of the bracket is configured to accept two screws or it can also be glued to the substrate. With the bracket screwed (or glued) in place, simply slip Bird Coil into the upper clip, then slip the bottom of Bird Coil under the end of the bracket as shown in the photograph to secure.

Coil End Post - 4" (10) CO-P040/672926
 Coil End Post - 5" (10) CO-P050/672928



Bird Barrier Bond

Application guidelines:
 10.2 oz. Bond = 275 Coil Clips
 3.75 oz. Bond = 100 Coil Clips

Bond 10.2 oz. Cartridge (ea.) HA-BB03/655506
 Bond 3.75 oz. Tube (ea.) HA-BB02/632018
 Bond 1.25 oz. Tube (ea.) HA-BB01/632253



Bird Barrier Super Bond

Occasionally you can't wait for the regular bond to cure. Bird Barrier Super Bond cures in about one hour, so you can secure your products and be on your way. Requires Applicator & nozzles. 50 ml.

Super Bond Tube (2 part) HA-BS01/639852
 Super Bond Applicator (ea.) HA-BS02/639856
 Super Bond Nozzles (12) HA-BS03/639855

*See p. 36 for Bond usage guidelines

Coil Fastening Kits



Wood with Screws Kit

Screw Bird Coil Clip 12" on center and attach End Brackets. Kit includes 23 stainless steel Bird Coil Clips, two End Brackets and 27 Wood Screws.

Wood 4" Attach Kit (ea.) CO-K100/645066
 Wood 5" Attach Kit (ea.) CO-K105/650367



Concrete with Screws Kit

Screw Bird Coil Clip 12" on center and attach End Brackets. Kit includes 23 stainless steel Bird Coil Clips, two End Brackets, 27 Plastic Anchors, and 27 Stainless Steel Screws.

Concrete 4" Attach Kit (ea.) CO-K300/645068
 Concrete 5" Attach Kit (ea.) CO-K305/650369



Sheet Metal with Screws Kit

Screw Bird Coil Clip 12" on center and attach End Brackets. Kit includes 23 stainless steel Bird Coil Clips, two End Brackets and 27 Self-Tapping Screws.

Metal 4" Attach Kit (ea.) CO-K200/645067
 Metal 5" Attach Kit (ea.) CO-K205/650368



Adhesive (no drilling) Kit

Glue Bird Coil Clip 12" on center and glue End Brackets. Kit includes 23 stainless steel Bird Coil Clips, two End Brackets and one 3.75 oz. tube of Bird Barrier Bond.

Adhesive 4" Attach Kit (ea.) CO-K400/645070
 Adhesive 5" Attach Kit (ea.) CO-K405/650370



Coil Fasteners in Bulk

The fastening systems are less expensive in bulk. 100/pkg.

Coil Clip - S.S. (100) CO-C013/674878
 Self Tap Screw, Wood/Metal (100) HA-S100/639854
 S.S. Wood Screw (100) HA-S300/645085
 Anchor for S.S. Screw (100) NI-NS12/652264

» Parapet Cap Protected from Pesky Pigeons



» Project: Large commercial building in town center **» Species:** Pigeons **» Problem:** Pigeons lined the ledges and lights making a mess of the facility

Impact: The droppings badly stained canopies around the facility making their replacement a necessity. The facility manager was forced to pay to pressure wash the sidewalk on a weekly basis which cost thousands of dollars per year.

Solution: The roof and parapet caps were pressure washed. Bird-Coil was secured to all horizontal surfaces. It is a low visibility and completely humane solution for light pressure problems. ★★★★★

